

# Municipality of Bury

## Financial Report 2018

May 21st, 2019

Mr. Walter Dougherty, mayor  
Mrs. Karen Blouin, general manager



## Table of content

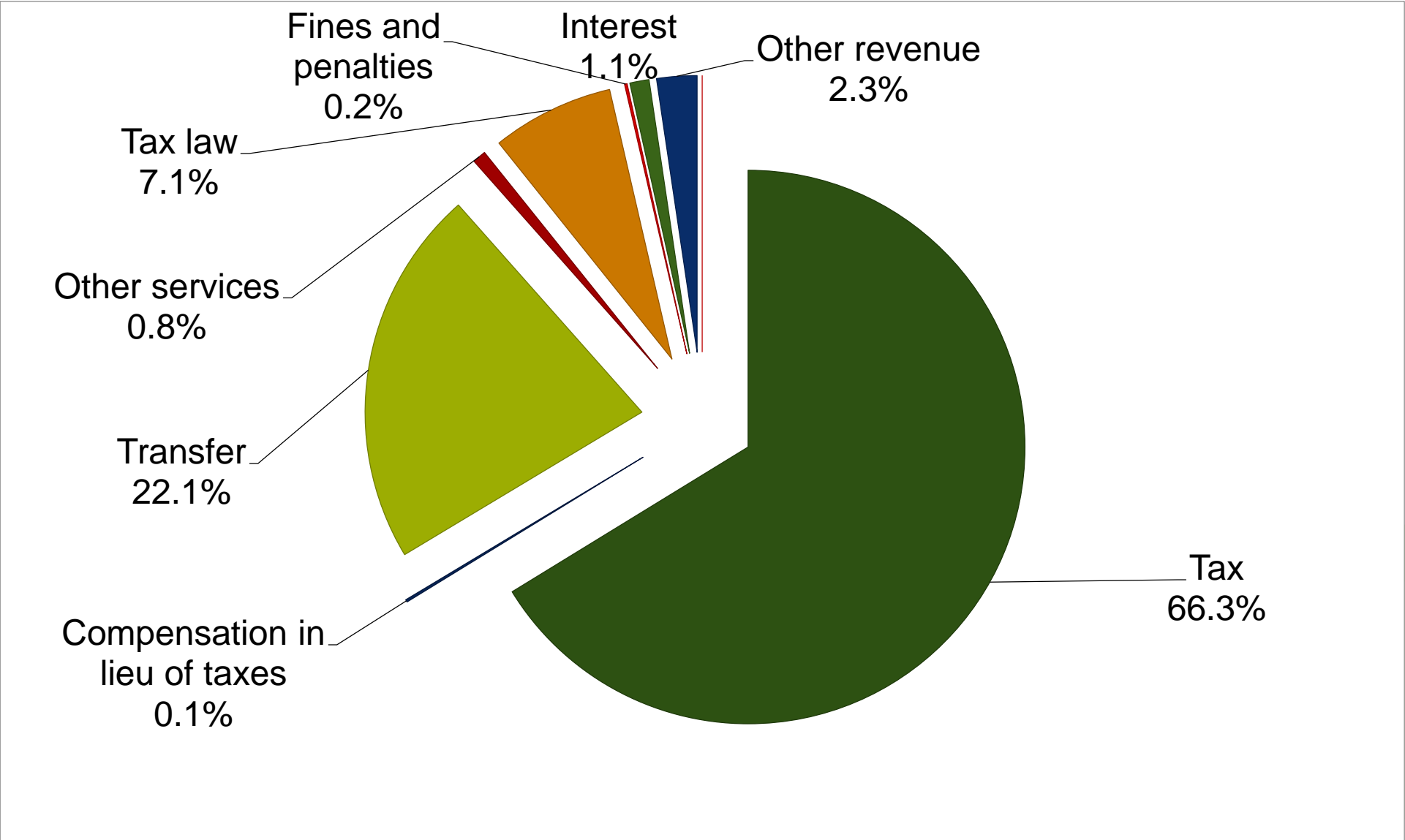
• Summary of operating revenue	3
• Summary of expenses	5
• Summary of results	7
• Unaffected operating surplus	8
• Summary of capital acquisitions	9
• Summary balance sheet	10
• Summary of accumulated surplus (deficit)	11
• Net long-term debt of the municipal administration	12
• Overall tax rate	14



## Summary of operating revenue

Operating revenue	Budget 2018 (\$)	Achievements 2018 (\$)	Achievements 2017 (\$)
Tax	1,315,484	1,423,048	1,369,698
Compensation in lieu of taxes	3,161	3,150	3,377
Transfer	366,592	474,182	383,085
Other services	166,344	16,951	16,624
Tax law	155,100	153,191	123,984
Fines and penalties	1,000	3,272	735
Interest	11,050	24,106	22,292
Other revenue	18,000	50,366	33,611
	<b>1,986,731</b>	<b>2,148,008</b>	<b>1,953,406</b>

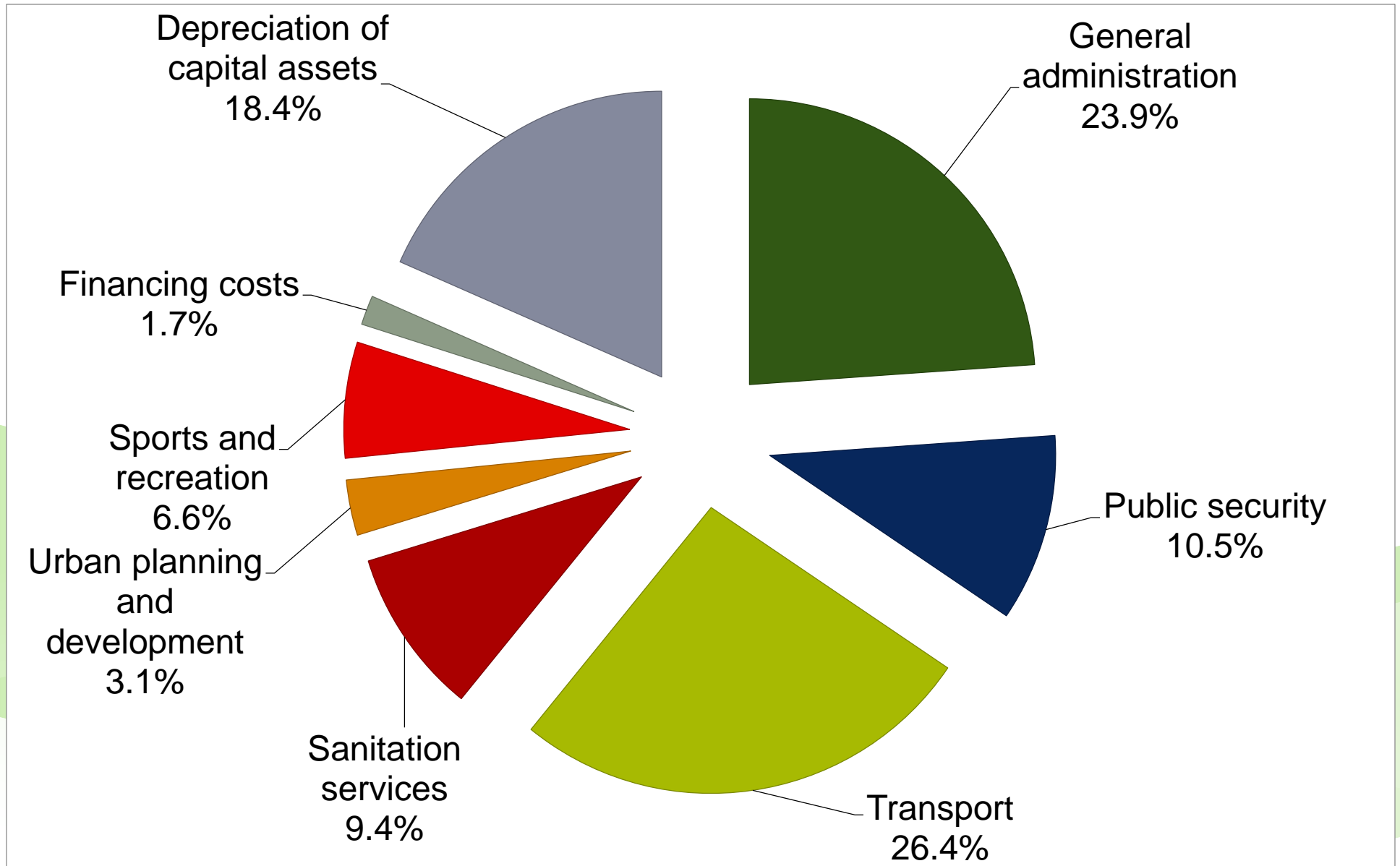
# Summary of operating revenue – Distribution 2018



## Summary of expenses

Expenses	Budget 2018 (\$)	Achievements 2018 (\$)	Achievements 2017 (\$)
General administration	495,878	482,846	447,260
Public security	228,323	214,169	229,215
Transport	557,467	533,070	490,618
Sanitation services	188,684	189,799	179,804
Urban planning and development	87,150	63,489	122,157
Sports and recreation	153,501	132,552	140,196
Financing costs	29,390	33,568	32,870
Amortization of capital assets	-	371,889	351,909
<b>Total expenses</b>	<b>1,740,393</b>	<b>2,021,382</b>	<b>1,994,029</b>

## Summary of expenses – Distribution 2018



## Summary of results

	Budget 2018 (\$)	Achievements 2018 (\$)	Achievements 2017 (\$)
Operating revenue	1,986,731	2,148,266	1,953,406
Expenses	(1,740,393)	(2,021,382)	(1,994,029)
Reconciling items for tax purposes			
Capital assets			
- Amortization	-	371,889	351,909
Financing			
- Long-term financing of the operating activities	-	-	3,156
- Debt refund	(117,338)	(98,589)	(88,182)
Investing activities	(129,000)	(99,419)	(83,445)
Accumulated surplus (deficit)			
- Unaffected operating surplus	-	-	-
- Operating surplus affected	-	-	-
- Reserve funds (working capital)	-	(22,057)	(19,704)
- Expenses incurred in taxing or filling	-	(413)	(397)
<b>Operating surplus for tax purposes</b>	<b>-</b>	<b>278,295</b>	<b>122,714</b>

## Unaffected operating surplus

	2018 (\$)
Balance, beginning of year	310,200
Operating surplus for tax purposes	278,295
Assignments to the reserve funds	
- Working Capital	(130,000)
<b>Balance, end of year</b>	<b>458,495</b>



## Summary of capital acquisitions

<b>Projects</b>	<b>2018 (\$)</b>
Work on McIver' street	788,723
Reloading of the roads	97,698
Kitchen improvement community center	22,461
Demolition of 580-584 Main street	16,798
Culverts acquisition	10,574
Purchase of a thermal camera	2,764
Land acquisition	1,275
<b>Total of capital acquisitions</b>	<b>940,293</b>

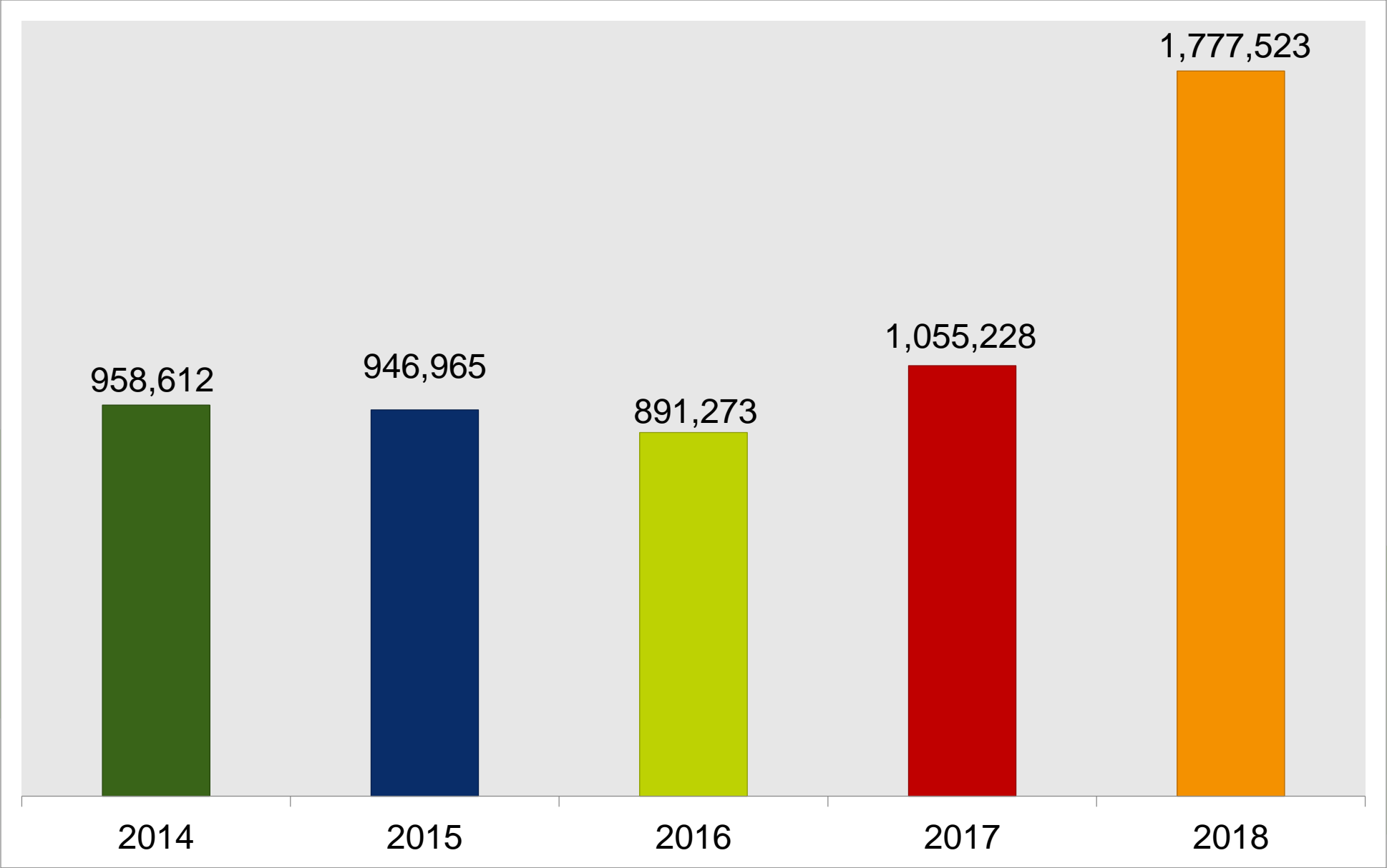
## Summary balance sheet

	2018 (\$)	2017 (\$)
Financial assets	983,206	672,901
Liabilities	(2,292,707)	(1,559,656)
<b>Net financial assets (net debt)</b>	<b>(1,309,501)</b>	<b>(886,755)</b>
Non-financial assets	7,566,246	6,986,874
<b>Accumulated surplus (deficit)</b>	<b>6,256,745</b>	<b>6,100,119</b>

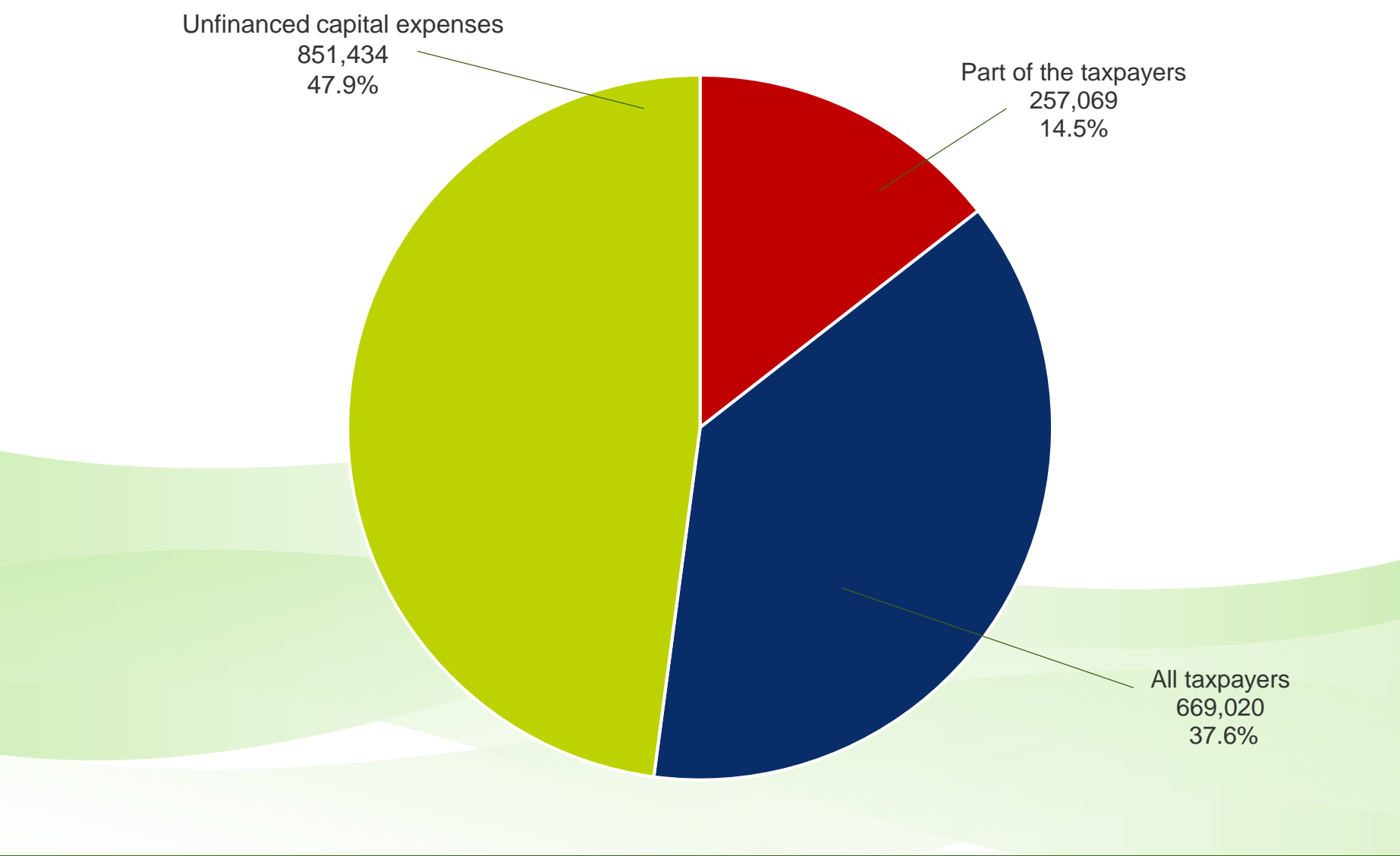
## Summary of accumulated surplus (deficit)

	2018 (\$)	2017 (\$)
Unaffected operating surplus	458,495	310,200
Operating surplus affected	67,197	67,197
Financial reserves and reserve funds	281,568	129,511
Expenses incurred in taxing or filling	10,165	9,752
Financing of investments in progress	(851,434)	(135,302)
Net investment in fixed assets and other assets	6,290,754	5,718,761
<b>Accumulated surplus (deficit)</b>	<b>6,256,745</b>	<b>6,100,119</b>

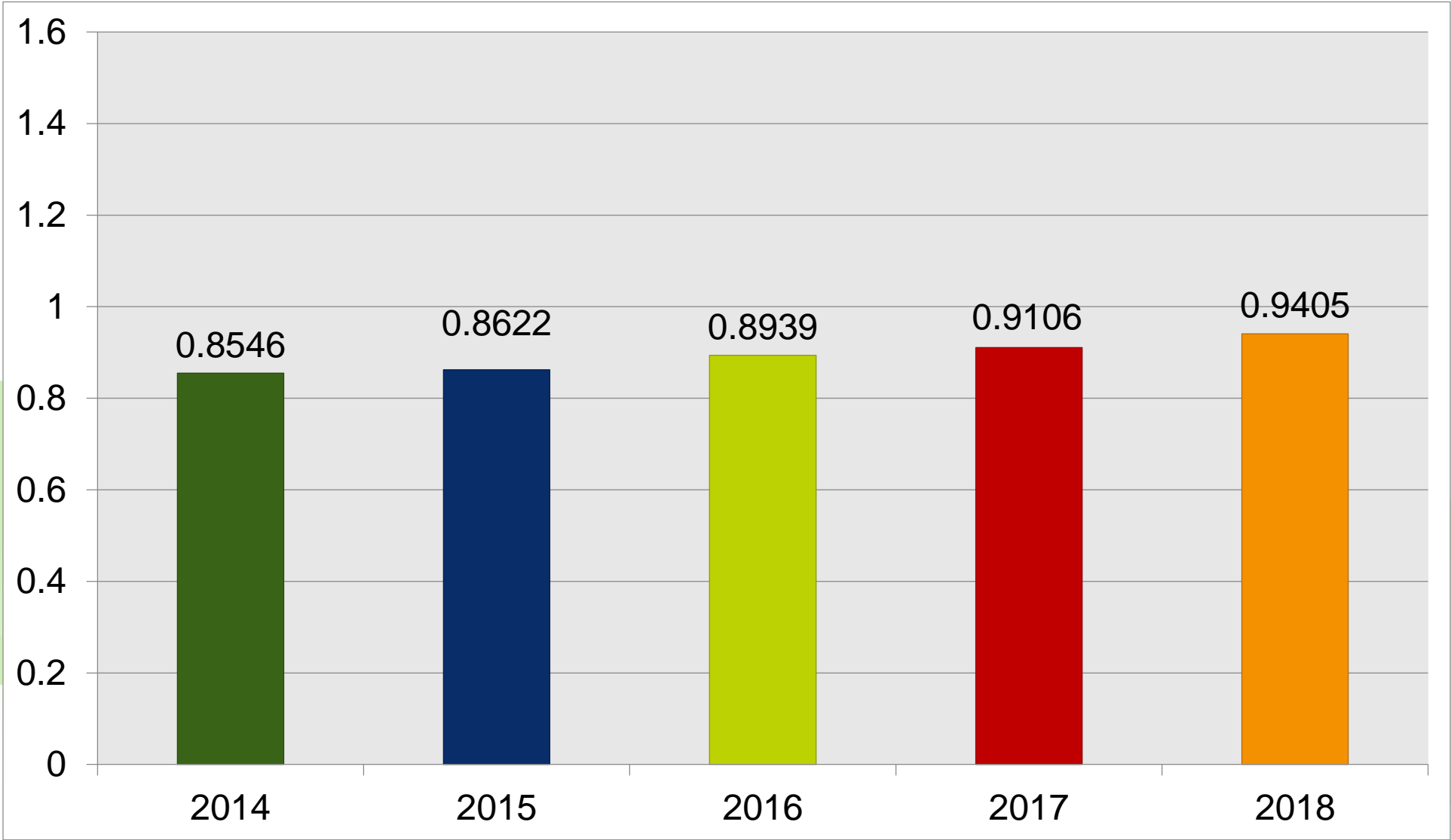
# Net long-term debt of the municipal administration



# Distribution of net long-term debt



# Overall tax rate





*Un milieu en héritage*

*Our Heritage, our Home*